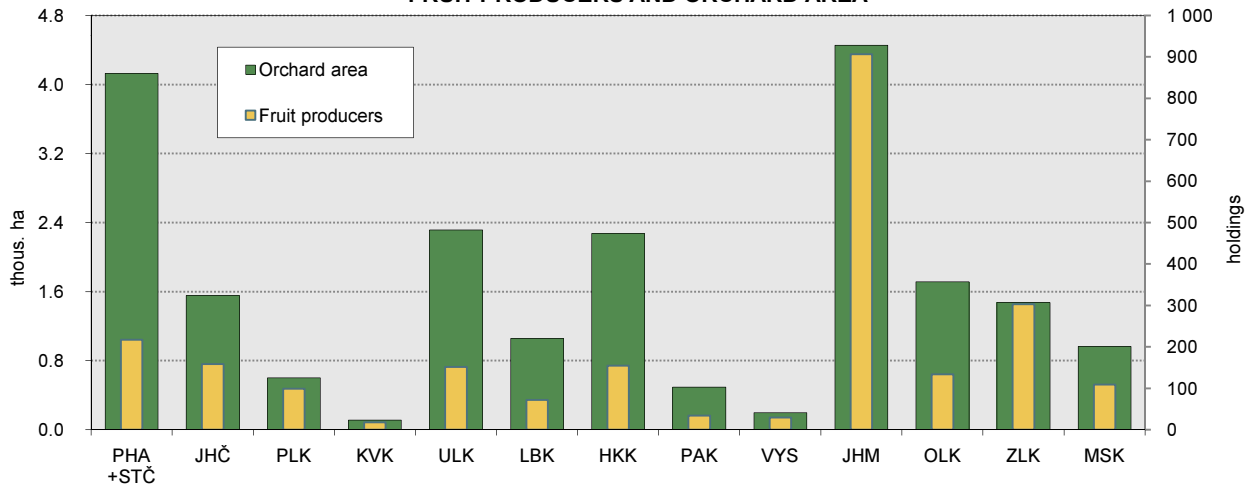


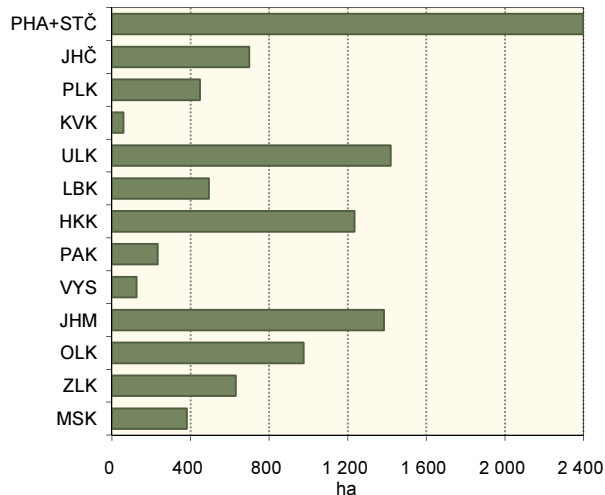
2-1. Fruit producers and their orchard area by region

	Fruit producers	Orchard area, total (ha)	in which						
			Apple trees	Pear trees	Peach trees	Apricot trees	Cherry trees	Sou cherry trees	Plum trees
Czech Republic region:	2 388	21 346.53	10 487.01	1 025.96	761.38	1 636.88	1 278.17	1 857.82	2 545.10
Hl. m. Praha and Středočeský	217	4 129.35	2 399.16	213.22	118.02	66.19	326.24	448.63	194.16
Jihočeský	159	1 556.55	699.66	32.09	0.41	0.50	179.68	197.23	250.98
Plzeňský	99	600.48	448.50	15.64	0.60	0.25	32.23	17.58	68.69
Karlovarský	18	113.57	58.66	3.05	-	-	24.13	5.37	22.05
Ústecký	152	2 313.80	1 419.77	241.61	35.22	124.11	107.64	170.70	129.49
Liberecký	72	1 057.58	494.26	36.74	0.16	1.04	50.45	142.79	88.49
Královéhradecký	155	2 275.19	1 234.35	116.52	30.85	16.22	169.30	208.06	219.51
Pardubický	34	495.38	233.12	18.05	0.58	1.91	44.69	19.84	96.26
Vysočina	30	198.50	125.87	2.30	0.77	5.08	1.18	5.15	14.59
Jihomoravský	906	4 454.74	1 385.62	88.79	550.53	1 334.77	161.21	387.56	362.65
Olomoucký	134	1 712.65	976.52	47.01	7.82	25.64	61.88	143.99	272.82
Zlínský	303	1 474.09	630.34	36.87	13.77	49.07	63.27	38.12	619.91
Moravskoslezský	109	964.65	381.18	174.07	2.65	12.10	56.27	72.80	205.50

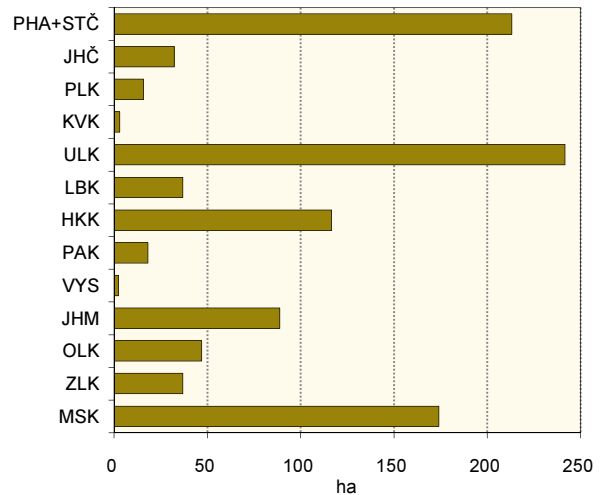
FRUIT PRODUCERS AND ORCHARD AREA



APPLE ORCHARDS

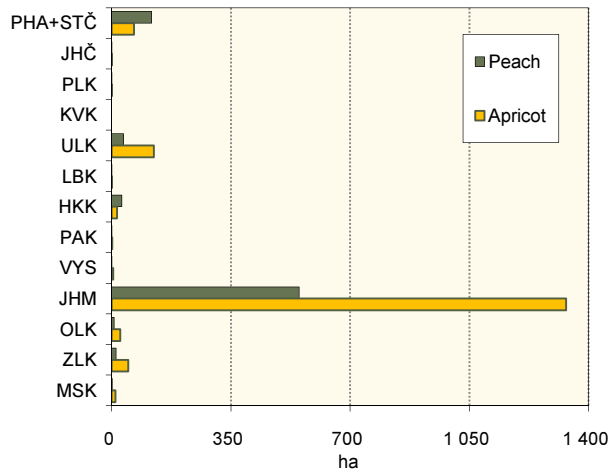


PEAR ORCHARDS

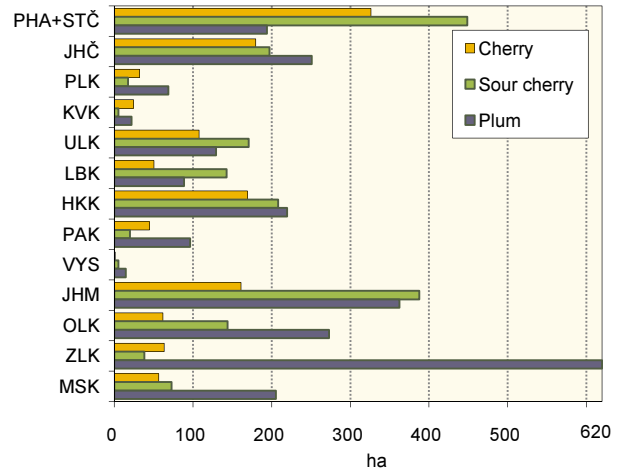


in which									
Walnut trees	Hazelnut bushes	Almond trees	Currant bushes			Gooseberry bushes	Blackberry bushes	Raspberry bushes	
			White	Red	Black				
225.32	39.01	2.29	7.90	929.26	398.05	7.70	3.15	141.53	Czech Republic
32.30	14.48	i. d.	.	169.38	28.40	0.21	1.60	117.32	Hl. m. Praha and Středočeský
1.00	0.28	-	2.19	171.53	17.98	0.23	.	2.74	Jihočeský
8.05	0.13	-	.	0.24	8.48	0.05	i. d.	0.03	Plzeňský
0.17	0.14	-	-	.	-	-	-	-	Karlovarský
18.89	i. d.	-	i. d.	45.99	13.16	3.58	-	i. d.	Ústecký
45.79	0.21	i. d.	1.78	86.52	109.26	0.06	i. d.	i. d.	Liberecký
4.29	0.22	-	.	182.41	90.89	-	i. d.	2.55	Královéhradecký
0.97	i. d.	-	-	61.11	18.68	i. d.	-	-	Pardubický
1.57	i. d.	-	-	i. d.	41.65	i. d.	-	i. d.	Vysočina
84.85	21.07	2.22	0.07	67.46	5.85	0.49	0.97	0.63	Jihomoravský
1.96	0.05	.	i. d.	112.76	48.89	1.83	0.15	11.32	Olomoucký
16.73	0.75	.	0.21	1.63	1.63	0.37	0.18	1.22	Zlínský
8.75	1.61	-	0.03	30.13	13.18	0.68	0.16	5.54	Moravskoslezský

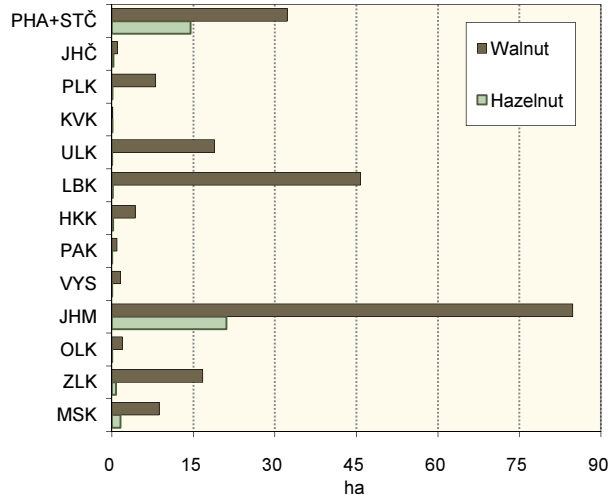
PEACH AND APRICOT ORCHARDS



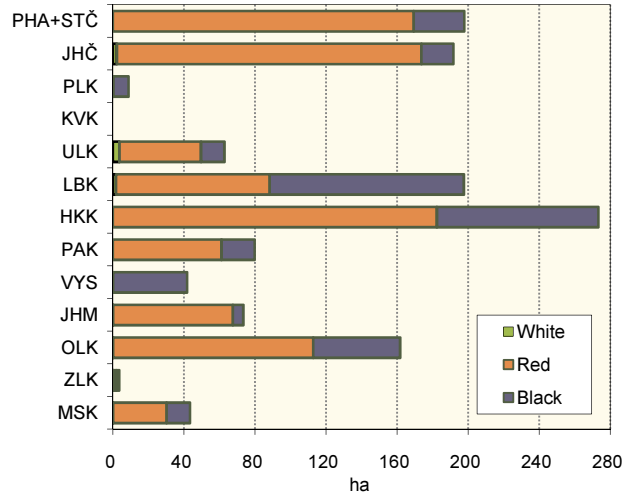
CHERRY, SOUR CHERRY AND PLUM ORCHARDS



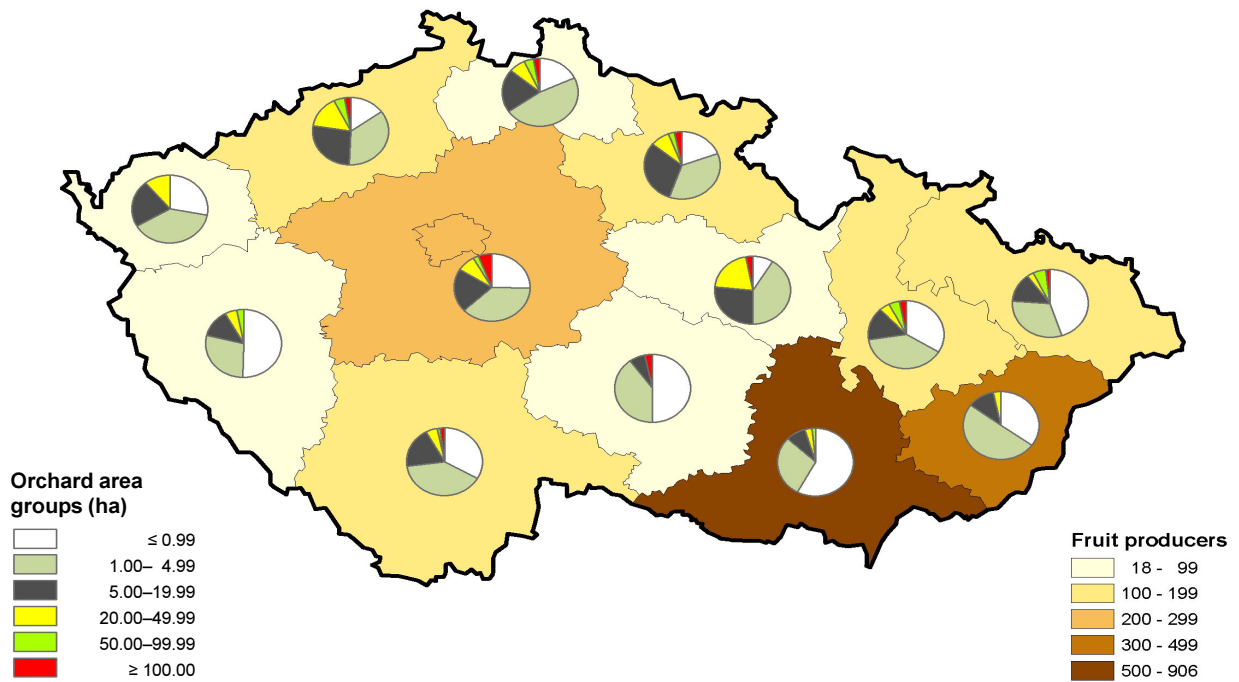
WALNUT AND HAZELNUT ORCHARDS



CURRENTS ORCHARDS



FRUIT PRODUCERS AND THEIR STRUCTURE BY ORCHARD AREA



ORCHARD AREA AND STRUCTURE OF FRUIT SPECIES

